

QUIKTORK™ Guidewire Torque Device

COPY

Instructions for Use

Product Description:

The guidewire torque device designed with a cylindrical shape on one end of the body and a V-shape on the other end. The elongated device body has 3 longitudinal channels that make up a single lumen for receiving and manipulating a guidewire, and two egg-shaped flat surfaces on the V-shaped end for finger placement.

Intended Use: The guidewire torque device is intended to facilitate guidewire manipulation during interventional procedures.

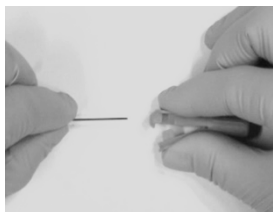
Contraindications: None known for these devices.

Cautions:

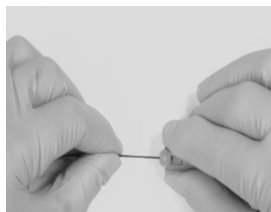
Rx only. Federal law restricts this device to sale by or on the order of a physician. Use once and destroy. Read instructions for use prior to using this device. Prior to use, the device should be examined to verify functionality and ensure that its size and shape are suitable for the specific guidewire to be used. Avoid exposure to water, direct sunlight, high temperatures, or high humidity during storage.

Potential Complications: None known for these devices. Refer to guidewire labeling for potential complications associated with use of their device.

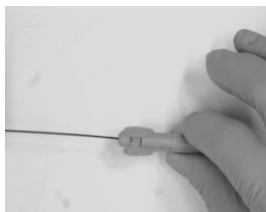
Manufacturer Information: Contents made in France. Packaged and sterilized in the USA.



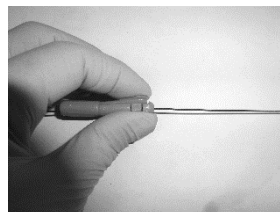
1. Squeeze the V-shaped finger pads, of the device, to align the lumens.



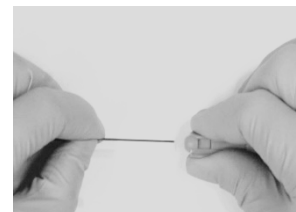
2. With the lumens aligned, insert the proximal tip, of the guidewire, through the device.
3. Continue squeezing the finger pads and slide the device until the desired location, is reached.



4. Release squeeze to lock the guidewire, in place.
5. Grasp and rotate the device, using the ridges, to steer the guidewire tip, to the desired position.



6. To move the device to a new position squeeze the finger pads and slide the device along the guidewire to the desired position, then release.



7. To remove the device from the guidewire, squeeze the finger pads and slide the device, off the guidewire.

Label Symbol Descriptions:

Consult Instructions for Use	Store In A Dark Place	Single Use Only	Date of Manufacture	Lot Number
Part Number	Use By Date	Do Not Use If Package Is Damaged	Sterilized by Ethylene Oxide	Keep Dry
Do Not Re-Sterilize	Caution	Single Sterile Barrier system	Not Made with Natural Rubber Latex	Non-Pyrogenic
	Rx ONLY Prescription only. Federal law restricts this device to sale by or on the order of a physician			
Medical Device				

QUIKTORK™ Guidewire Torque Device



GALT MEDICAL CORP.
2220 Merritt Drive, Garland, TX 75041
Tel.: (800) 639-2800 Fax: (214) 778-1433

LAB-1267-00 Rev. C (07/25)

RELEASED